



8" SUREPRIME Open Trash/Sewage Pump 8TS-DJDST-4045T

Thompson open trash/sewage pumps with the *SurePrime* self-priming centrifugal pump end are ideal for construction dewatering and sewer bypass applications. Specified for handling large solids and/or abrasive material at high heads, the 8TS-DJDST-4045T outperforms other centrifugal trash pumps on the market and costs less to operate. The quality and dependability engineered into each Thompson heavy-duty trash pump provides the high performance needed to get the job done efficiently and effectively.

Features


- Standard engine – John Deere 4045T
Also available with Deutz engines
- Fully automatic, dry priming to 28 feet.
- Moderate heads to 115 feet; Maximum flows to 2,600 gpm
- Solids handling to 3.35"
- *SurePrime* centrifugal self-priming pump end assures reliable priming performance
- Heavy-duty cast iron construction for long life
- Quick start-up self-priming and automatic re-priming
- Available with modular frame and removable drop-on sound attenuated canopy
- Maximum operating time is 19 hours @ 1,800 rpm

SUREPRIME
SELF-PRIMING CENTRIFUGAL PUMP END

Working Principle

The impeller rotates and creates a vacuum drawing air into the pump where it is mixed with the liquid contained in the pump casing. The air/liquid mixture is driven into the priming chamber where the air separates and is expelled through the delivery port while the liquid, due to its higher density, falls back and is re-circulated.

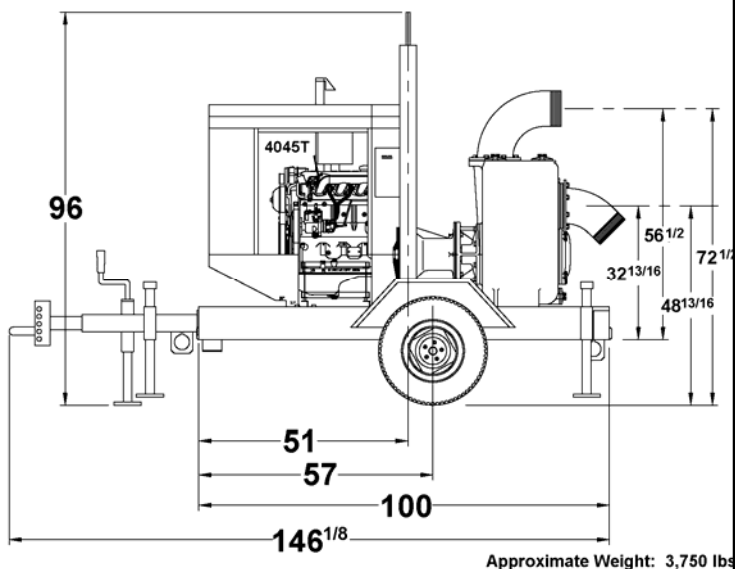
When the suction line has evacuated the air, the pump is primed and operates as a standard centrifugal pump. The check valve mounted in the pump suction port ensures that sufficient liquid remains in the pump casing for re-priming. In addition, the check valve prevents the liquid from draining out of the suction line, so at restart no time is lost for re-priming.



8" SUREPRIME Open Trash/Sewage Pump 8TS-DJDST-4045T



8TS-DJDST-4045T Dimensions



Approximate Weight: 3,750 lbs

Materials of Construction

Pump Casing: Heavy-duty class 30 cast-iron with built-in volute.

Impeller: Dynamically balanced, two-vane, non-clogging, semi-open with full rear shroud, ductile iron, with rear-equalizing vanes to reduce axial loading and prolong seal and bearing life. Diameter 12.0"

Mechanical Seal: Grease or oil lubricated with Tungsten Carbide rotating and stationary seal faces. Single inside mounted, non-pusher type with self-adjusting elastomeric bellows.

Head: Rugged, back pull out design, heavy-duty class 30 cast iron with tapered bore design.

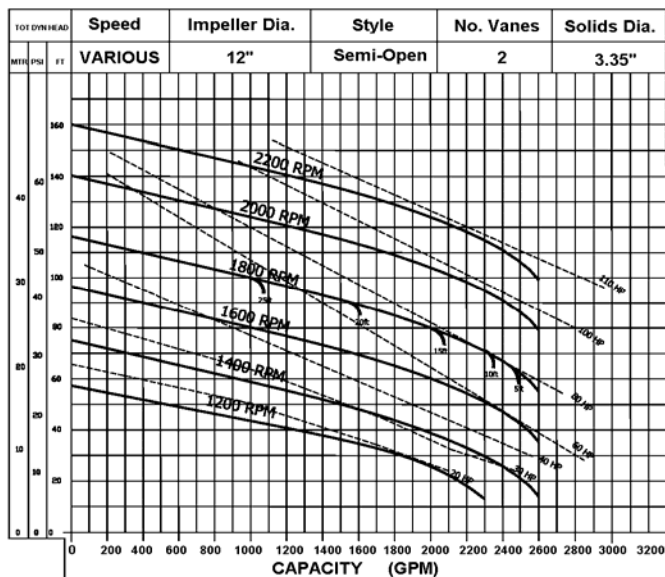
Bearings & Frame: Heavy-duty grease lubricated to carry both axial and radial loads. Frame, heavy-duty class 30 cast iron.

Shaft: Carbon steel and fitted with a 304 stainless steel shaft sleeve.

Suction Check Valve: Built-in weighted, full-flow valve to eliminate re-priming with each cycle.

Wear Plate: Replaceable, class 30 cast iron with abrasion resistant rubber facing to extend service life

8TS-DJDST-4045T Performance Curve



Engine Specifications

Engine: John Deere 4045T, 87 hp @ 1,800 rpm

Type: 4-cylinder, in-line, 4-cycle, water-cooled, turbo charged, direct-injected, Tier II diesel.

Standard Equipment: Alternator, radiator, muffler, and exhaust stack with rain protection.

Displacement: 275 cubic inches

Fuel Economy: .381 lb/hp-hr @ 1,800 rpm

Safety Shutdowns: High coolant temperature; Low oil pressure.

Unit Specifications

Fuel Tank Capacity: 60 US gallons

Fuel Consumption: 3.17 gallons per hour

Maximum Operating Speed: 1,800 rpm

Maximum Operating Temperature: 212°F

Maximum Working Pressure: 76 psi

Maximum Suction Lift: 28 feet

Maximum Casing Pressure: 104 psi

In the interest of product improvement, Thompson Pump & Manufacturing reserves the right to change specifications without incurring any obligation for equipment previously or subsequently sold. Capacity, Head and Pump Curve are for comparative purposes. Consult engineering data for exact capabilities.
4620 City Center Drive, Port Orange, FL, 32129, USA (800) 767-7310 * Fax (386) 761-0362

Email: sales@thompsonpump.com * www.thompsonpump.com

